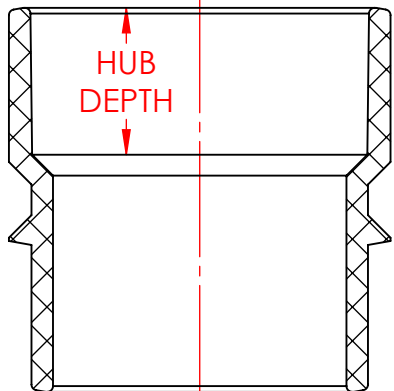
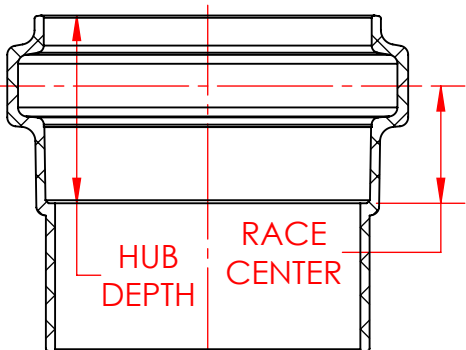


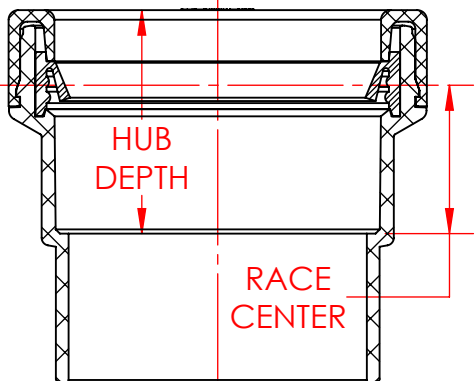
MOLDED FITTING HUB DEPTH BY SERIES



SERIES D, M & P



SERIES G



SERIES H & T

TRADE SIZE INCH	(D) SOLVENT DWV	(G) GASKETED SDR35 SEWER		(H) GASKETED SDR26 SEWER		(M) SOLVENT SDR26 SEWER	(P) SOLVENT SDR35 SEWER	(T) GASKETED IPS	
	HUB DEPTH	HUB DEPTH	RACE CENTER	HUB DEPTH	RACE CENTER	HUB DEPTH	HUB DEPTH	HUB DEPTH	RACE CENTER
1-1/4	.69	-	-	-	-	-	-	-	-
1-1/2	.69	-	-	-	-	-	-	-	-
2	.75	-	-	-	-	.75	.75	-	-
3	1.50	-	-	-	-	1.50	1.50	-	-
4	1.75	2.45	1.54	2.91	1.93	1.75	1.75	2.91	1.83
5	-	3.05	1.99	-	-	-	-	-	-
6	3.00	3.53	2.40	3.23	2.19	3.00	3.00	3.22	2.21
8	4.00	4.13	2.87	4.28	3.50	4.00	4.00	4.26	3.14
10	5.00	5.03	3.62	5.03	3.62	5.00	5.00	-	-
12	6.00	6.03	4.27	6.03	4.27	6.00	6.00	-	-

HUB DEPTH BY SERIES PVC

DESIGN-SHEET

NAPCO PIPE & FITTINGS

56400 Mound Road
Shelby Township, MI 48316
U.S.A.
Phone (800) 232-5690 | Fax (586) 781-0888
CSshelby@napcopipe.com | www.napcopipe.com

REFERENCE ONLY

FILE NAME:

HUB DEPTH BY SERIES.D01