



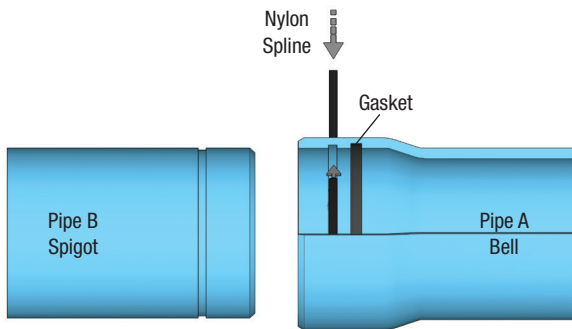
C900/RJIB Certa-Lok® with Fluid-Tite® Gasket PVC Pressure Pipe Restrained Joint Integral Bell

NAPCO's C900/RJIB Certa-Lok PVC Pressure Pipe is manufactured to meet the demands of today's municipal needs for water and wastewater pressure applications. This unique integral bell restrained joint pipe system is designed for trenchless applications with robust tensile strength for pulling multiple segments underground. The smooth curve at the bell specifically reduces friction and allows for quick and easy assembly without interrupting the pulling process.

A segmented PVC pipe solution, this product reduces the jobsite footprint and minimizes community disruption with a reduced need for jobsite staging area and traffic control. The Fluid-Tite gasket offered in sizes 6" through 16" has a superior sealing surface for a leak-free joint and greater deflection capability.

INSTALLATION METHODS

- Horizontal directional drilling (HDD)
- Static pipe-bursting
- Open-cut
- Carrier pipe inside casings




Applications	Potable Water	Wastewater	Reclaimed Water
Pipe Color:	Blue	Green	Purple
Certifications:	NSF 14 NSF 61 FM 1612 [†] * UL 1285*	None	None

Short Form Specification	
Pipe Standard:	C900
Diameter Std.:	Cast Iron Outside Diameter (CIOD)
Nominal Sizes:	6", 8", 10", 12", 16"
Dimension Ratios & Pressure Ratings:	DR 25 – 165 psi DR 18 – 235 psi (185 psi) [†] DR 14 – 305 psi (250 psi) [†]
Lay Length:	10', 20'
Pipe Compound:	ASTM D1784 Cell Class 12454
Pipe Joint Std.:	ASTM D3139
Max. Angular Joint Deflection:[‡]	0.5°
Gasket Standard:	ASTM F477, UL 157
Gasket Material Offering:	IR/SBR
Installation Std.:	AWWA C605

[†]FM 1612 calculates pressure ratings differently than AWWA with DR 18 as 185 psi and DR 14 as 250 psi.

[‡]See Installation Guide for more information.

*Excludes 16" nominal size.





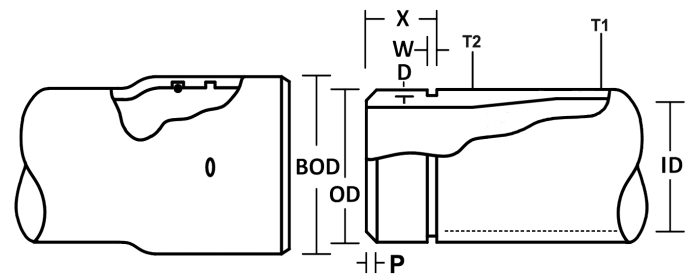
C900/RJIB Certa-Lok® with Fluid-Tite® Gasket PVC Pressure Pipe Restrained Joint Integral Bell

C900/RJ CERTA-LOK PIPE											
Nom. Size	Outside Diameter (OD)	DR	Pipe								
			Min. Wall Thickness (T1)	Spigot End Wall Thickness (T2)	Internal Diameter (ID)	X	W	D	P	BOD	Weight (lb/ft)
6"	6.900	18	0.383	0.513	6.134	3.000	0.500	0.145	0.271	7.816	5.3
		14	0.493	0.661	5.914					8.030	6.6
8"	9.050	18	0.503	0.674	8.044	3.163	0.500	0.145	0.634	10.262	9.1
		14	0.646	0.866	7.758					10.542	11.5
10"	11.100	18	0.617	0.890	9.866	3.625	0.750	0.215	0.634	12.781	13.7
		14	0.793	1.105	9.514					13.177	17.3
12"	13.200	18	0.733	1.085	11.734	3.625	0.750	0.215	0.634	15.247	19.4
		14	0.943	1.325	11.314					15.681	24.5
16"	17.400	25	0.696	0.884	16.008	3.673	0.875	0.265	0.634	19.261	23.3
		18	0.967	1.205	15.466					19.881	31.9

Notes:

1. These dimensions are for estimating purposes only. All dimensions are in inches unless otherwise specified.
2. DR = Dimension Ratio
3. AWWA Pressure Class @ 73°F and includes 2:1 safety factor.
4. Maximum Pull Force based on actual testing and includes 2:1 safety factor.
5. Internal diameter calculated using nominal outside diameter and minimum wall thickness.
6. Additional wall thickness provides additional joint strength in machined areas. This has been calculated to have a negligible effect on flow performance.
7. Contact NAPCO Technical Services for assistance with mandrel sizing.
8. 16" nominal size is not listed to UL 1285 or FM 1612.

PERFORMANCE DATA					
Nom. Size	DR	Pressure Class (psi)	Min. Bend Radius (ft)	Max. Pull Force (lbf)	*Max % Change per 20' Stick
6"	18	235	144	20,100	7
	14	305		22,300	
8"	18	235	188	27,500	5.25
	14	305		31,000	
10"	18	235	232	49,500	4.37
	14	305		52,600	
12"	18	235	275	60,000	3.68
	14	305		60,000	
16"	25	165	363	68,500	2.8
	18	235		72,000	



*Refer to NAPCO's "Changing Direction of PVC Pipelines" Technical Bulletin for more information.



C900/RJIB Certa-Lok[®] with Fluid-Tite[®] Gasket PVC Pressure Pipe Restrained Joint Integral Bell

C900/RJIB CERTA-LOK ACCESSORIES								
Application	Nom. Size	Splines				Gaskets		
		Material	Size	Length	Part Number	Material	Shape	Part Number
Standard	6"	Nylon	0.250x0.375	24	S0624TN0	IR/SBR	Profile	GSPR000600
	8"	Nylon	0.250x0.375	32	S0832TN0	IR/SBR	Profile	GSPR000800
	10"	Nylon	0.375x0.625	39	S1039TN0	IR/SBR	Profile	GSPR001000
	12"	Nylon	0.375x0.625	46	S1246TN0	IR/SBR	Profile	GSPR001200
	16"	Nylon	0.500x0.750	60	S1660TN0	IR/SBR	Profile	GSPR001600

Some or all of these products are protected by patents. Visit www.napcopipe.com/patents for more information.

